


## Receptacles with Right-Angle P.C.B. Contacts

- No wiring required:  
reduces assembly cost
- Pre-aligned contacts  
ease assembly
- Optional Mounting  
to Panel and/or P.C.B.
- 102 and 1031 Series  
with 2 to 19 contacts


More Choices from W.W. Fischer



Certificat N° 11050

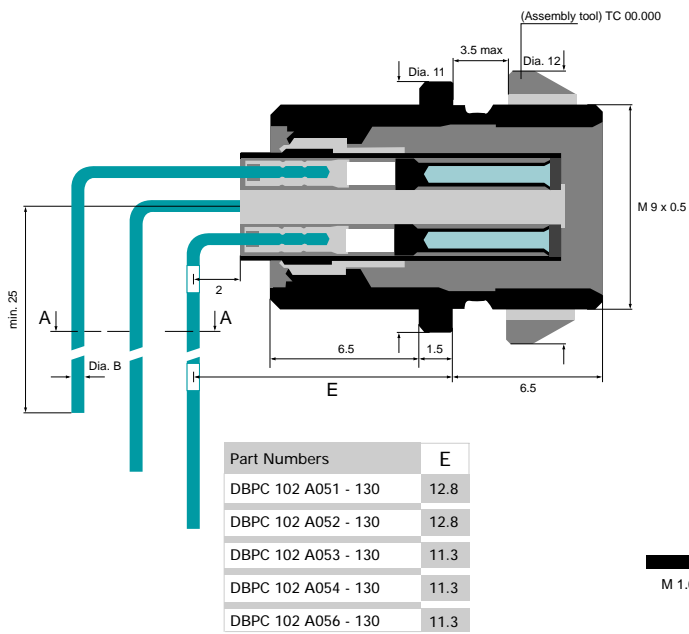


**W.W. FISCHER**  
ELECTRICAL CONNECTORS



# ELECTRICAL SPECIFICATIONS MULTIPOLE CONNECTORS

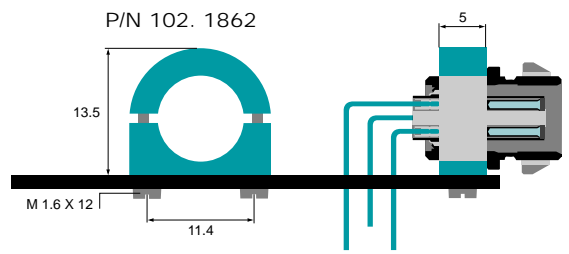
 Dia. A Dia. B Type «A»	SERIES <b>102</b> PART NUMBERS	Number of Contacts	Contact Diameter A [mm]	Diameter B [mm]	Layout Sectional View A - A	Insulating Material	Test Voltage [kV] in mated position				Max. Admissible Current [A] at 20°C Temperature Rise	Max. Admissible Current [A] at 40°C Temperature Rise
							AC rms		DC			
							Contact to Body	Contact to Contact	Contact to Body	Contact to Contact		
 1 2	DBPC 102 A051	2	0.9	0.6	 Dia. 0.7 2.54	PEEK	1.3	1.7	1.8	2.4	6.3	9.2
 1 2 3	DBPC 102 A052	3	0.9	0.6	 Dia. 0.7 1.65 1.11 2.54	PEEK	1.3	1.3	1.8	1.6	5.5	8.2
 1 2 3 4	DBPC 102 A053	4	0.7	0.5	 Dia. 0.6 1.84 0.92 2.54	PEEK	1.2	1.2	1.7	1.8	3.8	5.5
 1 2 3 4 5	DBPC 102 A054	5	0.7	0.5	 Dia. 0.6 1.62 0.45 2.54 2.54	PEEK	0.8	1.0	1.3	1.8	3.6	5.2
 1 2 3 4 5 6 7	DBPC 102 A056	7	0.5	0.5	 Dia. 0.6 1.3 1.3 2.54 2.54	PEEK	0.8	1.0	1.3	1.8	1.5	2.0



Typical Part Numbers
DBPC 102 A05X - 130 (satin chrome)
DBPC 102 A05X - 140 (black chrome)

Accessory Mounting clamp  
 Optional mounting directly to p.c.b. with two M 1.6 x 12 screws  
 Provides additional grounding of body to the p.c.b.

Part Numbers	E
DBPC 102 A051 - 130	12.8
DBPC 102 A052 - 130	12.8
DBPC 102 A053 - 130	11.3
DBPC 102 A054 - 130	11.3
DBPC 102 A056 - 130	11.3



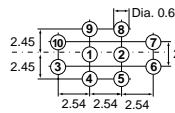
Material : Nickel plated brass



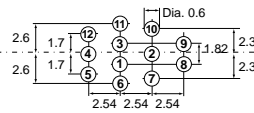
# ELECTRICAL SPECIFICATIONS MULTIPOLE CONNECTORS

	SERIES <b>1031</b> PART NUMBERS	Number of Contacts	Contact Diameter A [mm]	Diameter B [mm]	Layout Sectional View A - A	Insulating Material	Test Voltage [kV] in mated position				Max. Admissible Current [A] at 20°C Temperature Rise	Max. Admissible Current [A] at 40°C Temperature Rise
							AC rms		DC			
							Contact to Body	Contact to Contact	Contact to Body	Contact to Contact		
	DBPC 1031 A010	10	0.7	0.5	See layout 1 below	PEEK PBT	1.4	1.5	2.0	2.2	3.2	4.5
	DBPC 1031 A012	12	0.7	0.5	See layout 2 below	PEEK PBT	1.4	1.5	2.0	2.2	3.0	4.2
	DBPC 1031 A019	19	0.5	0.5	See layout 3 below	PEEK	1.2	0.9	2.0	1.5	1.8	2.5

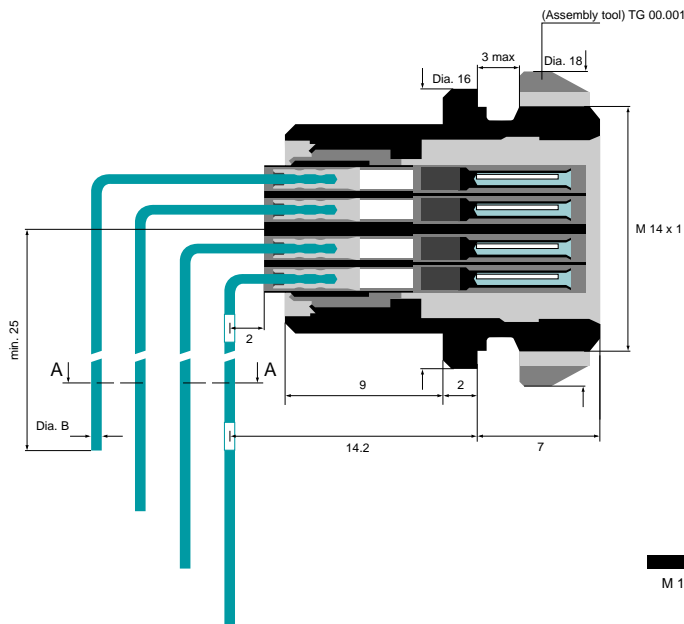
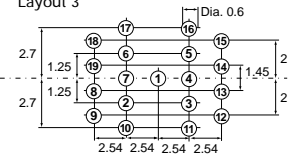
Layout 1



Layout 2



Layout 3



### Typical Part Numbers

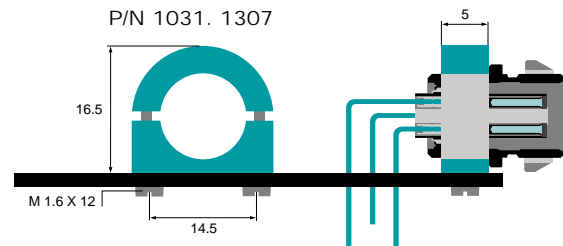
DBPC 1031 A01X - 130 (satin chrome)

DBPC 1031 A01X - 140 (black chrome)

### Accessory Mounting clamp

Optional mounting directly to p.c.b. with two M 1.6 x 12 screws

Provides additional grounding of body to the p.c.b.



Material : Nickel plated brass



**Component Electronics Corp**

**PO Box 1152**

**Lewisville, Texas 75067**

**Toll Free: 1-800-542-2287**



**Fischer® products are distributed by:**

**Component Electronics Corporation**

**PO Box 1152**

**Lewisville, Texas 75067-1152**

Phone: 972-219-1774 (Toll Free at 1-800-542-2287)

Fax: 972-221-1537 (Toll Free at 1-800-435-1348)

E-Mail: [Info@ComponentElectronics.com](mailto:Info@ComponentElectronics.com)

**[www.ComponentElectronics.com](http://www.ComponentElectronics.com)**